







How to grow your seeds

<http://www.reneegarden.com/articles/grow-tomato.htm>

		
<p>1. Add a layer of soil to your seed tray almost filling it</p>	<p>2. Water the soil until damp but not soggy</p>	<p>3. Make furrows, 2-3cm deep in the soil using your finger or a pencil.</p>
		
<p>4. Sow seeds by placing them in the furrows 1cm apart</p>	<p>5. Carefully pinch together the soil either side of each furrow gently covering the seeds</p>	<p>6. Leave in warm place and water, lightly, if dry. As soon as the seedlings appear put the tray in a light place such as a windowsill.</p>

You will need...

1. A tray to grow the seeds in (anything from margarine pots to professional seed trays)
2. Soil (seed soil-based compost is best)
3. **Eu-Sol Tomato Seeds** (available from www.eu-sol.net/schools)